



625 GUARANTEED TO TURN HEADS WHEREVER SHE GOES

OYSTER





## LUXURY AND HANDCRAFTED FIT-OUT OF A STANDARD BARELY FOUND,

The triple award-winning innovative Oyster 625 is a superb example of contemporary styling, both above and below decks.

Designed for comfortable live-aboard 'family and friends' easy sailing, the 625 features a new hull design by Humphreys Yacht Design, with increased performance and handling.

A totally fresh look at interior design and detailing has given the accommodation a clean, contemporary feel with new joinery, upholstery design, shower rooms and hardware. Together with Oyster's choice of interior timbers and finishes, the Oyster 625 allows owners to create a really stunning onboard living environment. The spacious saloon is fitted with triple 'seascape' vertical windows, which fill the saloon with light and give a fantastic view over the water while seated below deck, a real superyacht feature.





## OTHER THAN ON A CUSTOM-BUILT YACHT

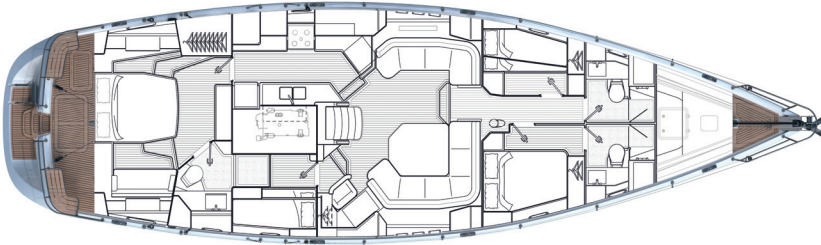



The accommodation features two generous guest cabins, each with its own heads and shower, a sumptuous aft owners suite, which is full beam and has private access to the aft deck and a fourth cabin that can be configured as a workshop, guest cabin or a children's cabin with access from the master cabin. The linear galley is generously proportioned, and easy to use in all conditions.

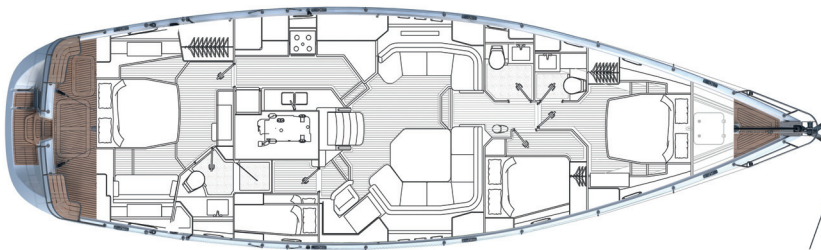
The Oyster 625 interior options also allow for a forepeak layout for a full-time crewmember with berth and head.

Particular emphasis has been placed on outdoor living space, with a large safe cockpit further enhanced by a flat clear aft deck and forward sun-deck. Wide side decks and flush fittings ensure easy movement from bow to stern whether offshore or on the dock.

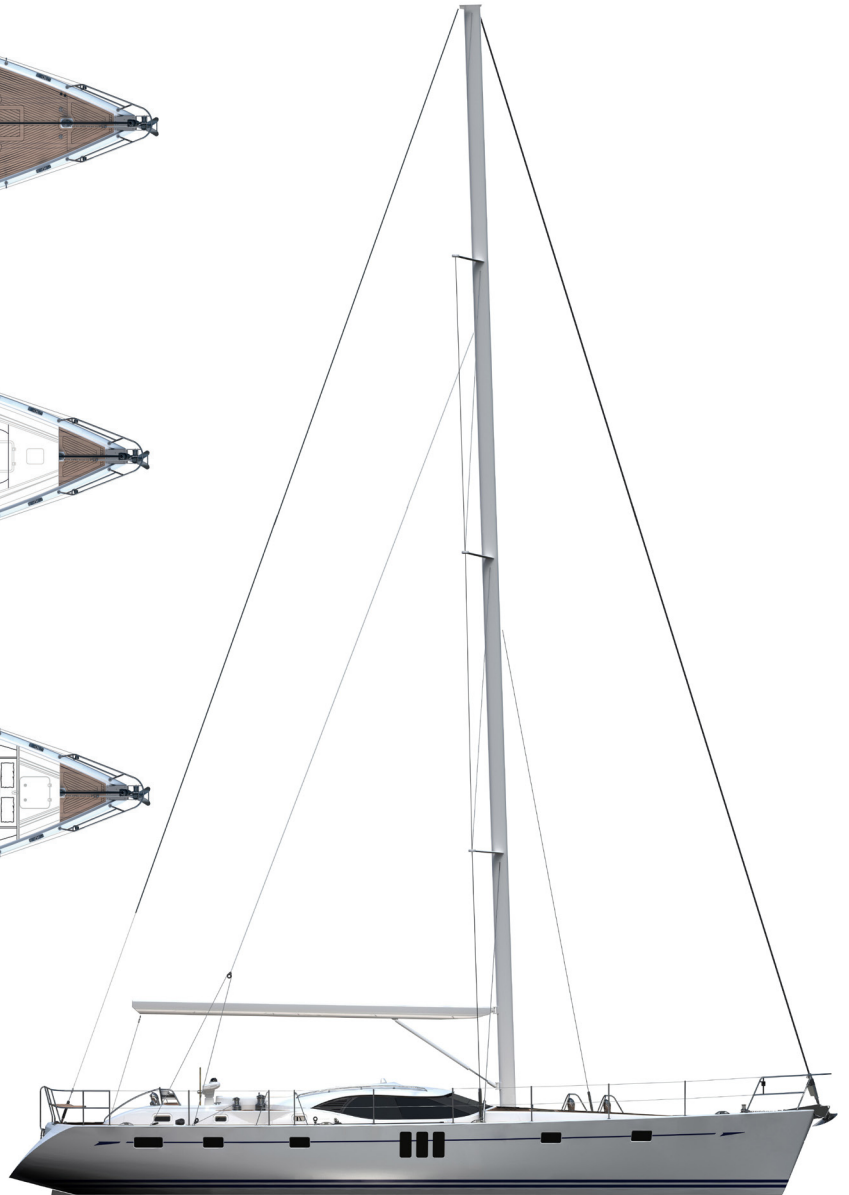




Standard Layout



Optional Double Cabin Layout



## OYSTER 625. DIMENSIONS

Length Overall (including pulpit)	19.37m	63' 7"
Length of hull	19.03m	62' 5"
Length of waterline	17.24m	56' 7"
Beam	5.44m	17' 10"
Draft (standard)	2.80m	9' 2"
Draft (shoal)	2.15m	7' 1"
Draft – Centreboard – Board Up (SuperShoal)	1.82m	6' 0"
Draft – Centreboard – Board Down (SuperShoal)	4.23m	13' 10"
Displacement (standard keel)	33,500 kgs	73,854 lbs
Standard rig and spar type	Semi-fractional sloop with fully battened main	

Available rig options	In-mast furling, cutter gear, Non-overlapping and double headsail rigs	
Typical engine	Volvo D4-180 132kW (180hp)	
Tanks – fuel	1700 litres, 374 Imp gals, 449 US gals	
Tanks – water	1200 litres, 264 Imp gals, 317 US gals	
Sail area with 150% foretriangle	235.86m <sup>2</sup>	2538 sq ft
Air Draft (Exc. Antennae) approx.	27.20m	89' 2"
Sail area/displacement ratio	22.3	
Displacement/length waterline ratio	182	
Pounds per inch immersion	3088	

Pictures and illustrations are liable to show non-standard equipment.  
For the latest specifications please visit the Oyster website: [www.oysteryachts.com](http://www.oysteryachts.com)

photos: Mike Jones, Anthony Cullen









OYSTER

[www.oysteryachts.com](http://www.oysteryachts.com)